

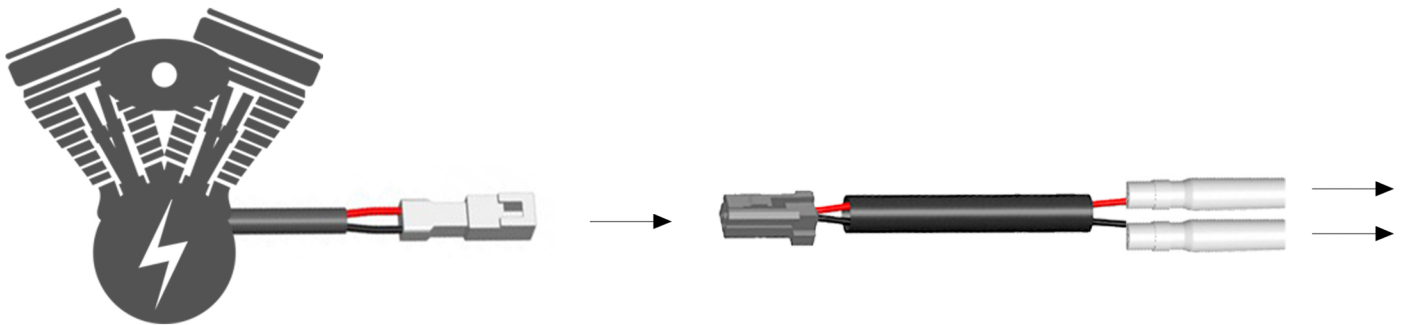
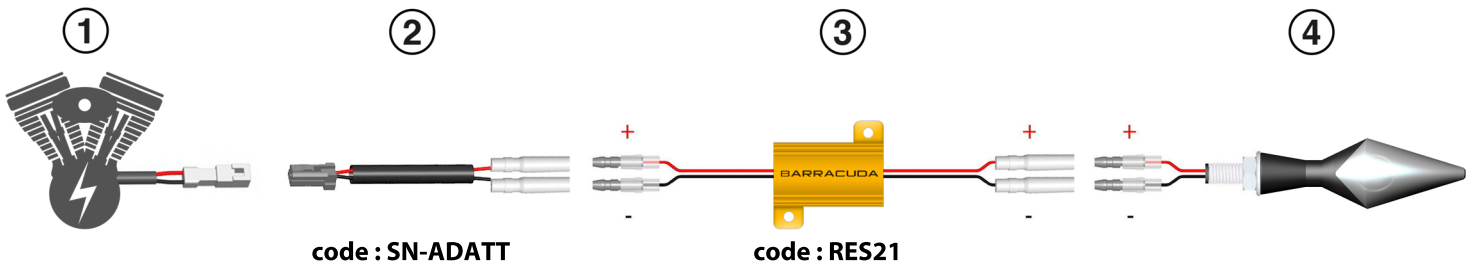
## ASSEMBLING INSTRUCTION

### LED INDICATORS 21 WATT RESISTOR SUZUKI

WWW.BARRACUDAMOTO.COM

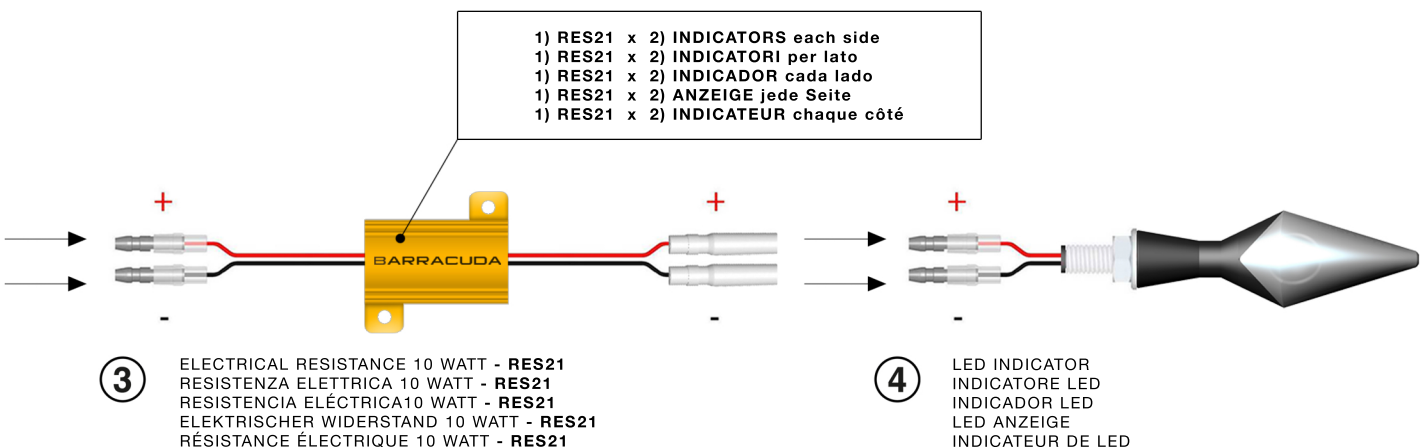
#### LEGEND

1. MOTORCYCLE ELECTRIC SYSTEM  
IMPIANTO ELETTRICO  
SISTEMA ELECTRICO DE MOTOCICLETA  
ELEKTRISCHES MOTORRADSYSTEM  
SYSTEME ELECTRIQUE DE MOTOCYCLETTE
2. CABLE ADAPTER - **SN-ADATT**  
ADATTATORE CAVI - **SN-ADATT**  
ADAPTADOR DE CABLE - **SN-ADATT**  
KABELADAPTER - **SN-ADATT**  
ADAPTATEUR DE CABLE - **SN-ADATT**
3. ELECTRICAL RESISTANCE 10 WATT - **RES21**  
RESISTENZA ELETTRICA 10 WATT - **RES21**  
RESISTENCIA ELÉCTRICA 10 WATT - **RES21**  
ELEKTRISCHER WIDERSTAND 10 WATT - **RES21**  
RÉSISTANCE ÉLECTRIQUE 10 WATT - **RES21**
4. LED INDICATOR  
INDICATORE LED  
INDICADOR LED  
LED ANZEIGE  
INDICATEUR DE LED



- ① MOTORCYCLE ELECTRIC SYSTEM  
IMPIANTO ELETTRICO  
SISTEMA ELECTRICO DE MOTOCICLETA  
ELEKTRISCHES MOTORRADSYSTEM  
SYSTEME ELECTRIQUE DE MOTOCYCLETTE

- ② CABLE ADAPTER - **SN-ADATT**  
ADATTATORE CAVI - **SN-ADATT**  
ADAPTADOR DE CABLE - **SN-ADATT**  
KABELADAPTER - **SN-ADATT**  
ADAPTATEUR DE CABLE - **SN-ADATT**



- ③ ELECTRICAL RESISTANCE 10 WATT - **RES21**  
RESISTENZA ELETTRICA 10 WATT - **RES21**  
RESISTENCIA ELÉCTRICA 10 WATT - **RES21**  
ELEKTRISCHER WIDERSTAND 10 WATT - **RES21**  
RÉSISTANCE ÉLECTRIQUE 10 WATT - **RES21**

- ④ LED INDICATOR  
INDICATORE LED  
INDICADOR LED  
LED ANZEIGE  
INDICATEUR DE LED